

Ballasts per lampade da proiezione

Ballasts for lamps projection

250W

Mod. HMI250

**CARATTERISTICHE
CHARACTERISTICS**



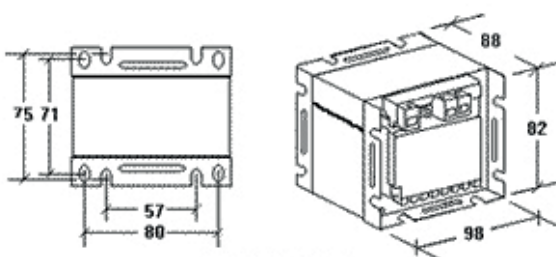
ALIMENTAZIONE: 220/230Vac
IMPULS: 220/230Vac

FREQUENZA: 50/60Hz
FREQUENCY: 50/60Hz

POTENZA: 250W
POWER: 250W

AMPERE: 3,3A
AMPERE: 3,3A

DA USARE CON LAMPADRE: MSD-HSD-HTI-MSR
TO USE WITH LAMPS: MSD-HSD-HTI-MSR



Mod.HMI250

Mod. HMI300

300W

**CARATTERISTICHE
CHARACTERISTICS**



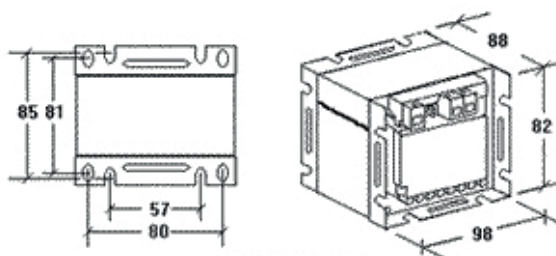
ALIMENTAZIONE: 220/230Vac
IMPULS: 220/230Vac

FREQUENZA: 50/60Hz
FREQUENCY: 50/60Hz

POTENZA: 300W
POWER: 300W

AMPERE: 3,6A
AMPERE: 3,6A

DA USARE CON LAMPADRE: MSD-HSD-HTI-MSR
TO USE WITH LAMPS: MSD-HSD-HTI-MSR



Mod.HMI300

Mod. AC4055

575W

**CARATTERISTICHE
CHARACTERISTICS**



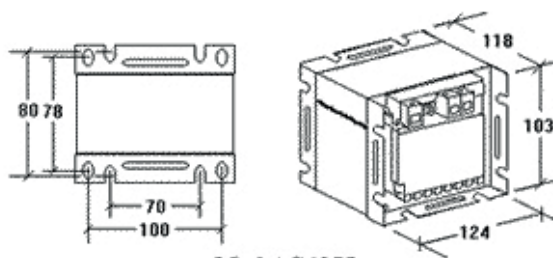
ALIMENTAZIONE: 220/230Vac
IMPULS: 220/230Vac

FREQUENZA: 50/60Hz
FREQUENCY: 50/60Hz

POTENZA: 575W
POWER: 575W

AMPERE: 6,8A
AMPERE: 6,8A

DA USARE CON LAMPADRE: HMI-MSR-CSI-CID
TO USE WITH LAMPS: HMI-MSR-CSI-CID



Mod.AC4055

Ballasts per lampade da proiezione

Ballasts for lamps projection

Mod. AC4075

575W

CARATTERISTICHE
CHARACTERISTICS



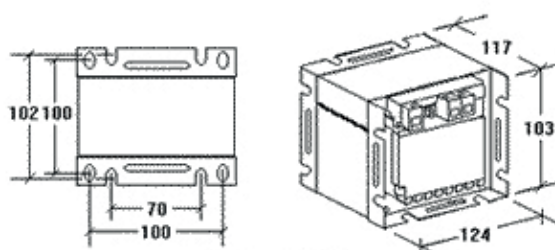
ALIMENTAZIONE: 220/230Vac
INPUT: 220/230Vac

FREQUENZA: 50/60Hz
FREQUENCY: 50/60Hz

POTENZA: 575W
POWER: 575W

AMPERE: 6,8A
AMPERE: 6,8A

DA USARE CON LAMPADRE: HMI-MSR-CSI-CID
TO USE WITH LAMPS: HMI-MSR-CSI-CID



Mod.AC4075

Mod. HMI1200

1200W

CARATTERISTICHE
CHARACTERISTICS



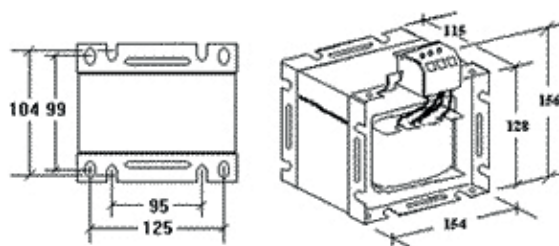
ALIMENTAZIONE: 220/230Vac
INPUT: 220/230Vac

FREQUENZA: 50/60Hz
FREQUENCY: 50/60Hz

POTENZA: 1200W
POWER: 1200W

AMPERE: 13,8A
AMPERE: 13,8A

DA USARE CON LAMPADRE: HMI-MSR-CSI-CID
TO USE WITH LAMPS: HMI-MSR-CSI-CID



Mod.HMI1200